

# LED Medium-intensity Aviation Obstruction Light AH-MI-B2(L)

This LED Medium-intensity Aviation Obstruction Light emitting red color, designed for marking top of obstacle which height is more than 45meters.

Ultra high intensity CREE LED is used for the light source ensure the long life experience and good performance. Self-designed reflector is used to converge light, which could reach the standard light intensity with as less as the power consumption.



### Compliance


- ICAO Annex 14 Volume 1, Eight edition, 2018, table 6.3 Medium Intensity Type B / C Obstruction Light
- FAA L-864
- CAAC MH6012-2015 Aviation obstruction light, MH 5001—2013 Aerodrome technical standards

### Features

#### Electrical

- CREE ultra high intensity LED as light source saving power consumption and maintenance than incandescent light or halogen lamp
- Power supply available in DC(12V, 24V, 48V) or AC(110-240VAC)

#### Physical

- Unique design and UV protected polycarbonate reflector for converging light
- UV protection Powder coated bright yellow color base make better visibility
- Base material is die casting aluminum which has strong corrosion resistance, Shock and Vibrations protection
-  Special vent installed under base to make sure the air could go through but water is avoid, so that the whole light temperature won't be high, to avoid the High pressure steam goes inside.

#### System design

- Built-in photocell for day/night operation(dusk to dawn operation)
- Surge and lightning protection
- GPS device inside for flashing synchronously

#### Optional

- Dry contact Alarm output for remote monitoring
- Other Flashing rate(20, 30, 40, 60, Steady mode)
- Infrared LED for pilot using NVG
- Solar power system

### Application

- AH-MI-B2(L)medium-intensity light is used on the top of the High-rise Building, High Chimney, marking towers (Telecom, GSM, Microwave & TV), High Pole, Tower Crane, Wind Turbine, etc when the obstacle height is 45-105meter, and most time work with low intensity lights installed on the lower place.


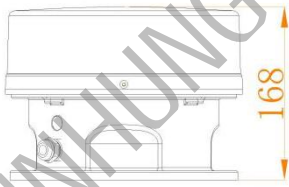


### APPLICATION

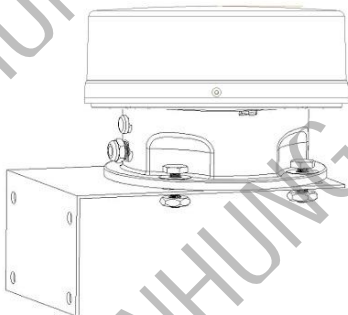


# LED Medium-intensity Aviation Obstruction Light AH-MI-B2(L)

## Dimension(mm)

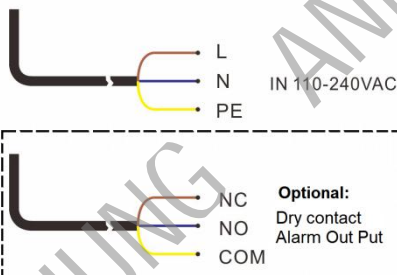


## Installation



(Mounting bracket is charged separately, and size is customized)

## Wiring diagram



## SPECIFICATIONS

### AH-MI-B2(L) LED Medium-intensity Aviation Obstruction Light

#### Light Characteristics

Light Source	CREE high intensity LED
Available Colors	Red(Other color is optional)
Intensity(cd)	≥2000cd
Horizontal Output(degrees)	360
Vertical Divergence(degrees)	3
Flash Characteristics	20-60FPM - Type B (factory setting: 20FPM) Steady mode - Type C
Operation Mode	Dusk-to-dawn Automatically as standard.
LED Life Experience(hours)	>100,000

#### Electrical Characteristics

Operating Voltage	DC(12V, 48VDC) or AC(110-240VAC) or others
Instantaneous power(W)	40
Average Power(W)	≤5W(20fpm)
Lightning surge	IEC61000-4-5 L- N ±3kV IEC61000-4-5 L- PE ±6kV IEC61000-4-5 N- PE ±6kV IEC61000-4-2 Contact discharge 8kV
Electrostatic	Integrated
Circuit Protection	Integrated

#### Physical Characteristics

Body Material	UV protected Polycarbonate
Base Material	Powder-coated Die-casting aluminum
Mounting	190×190×Ø12
Dimension(mm)	229×229×168
Weight(kg)	2.5
Product Life Expectancy	10 years Plus

#### Environmental Factors

Ambient Temperature(°C)	-55~55
Storage temperature(°C)	-55~70
Humidity	10%-95%RH(No condensation)
Wind Speed	240Km/h
Waterproof	IP66

#### Compliance

ICAO	Annex 14 Volume 1, 'Aerodrome Design and Operations' Eight edition 2018, table 6.3 Medium-intensity Type B / C Red Obstacle Light
CAAC	MH6012-2015

#### Options Available

Flashing rate	
NVG(Night Vision Goggles) compatible LED	
Dry contact alarm(NO COM NC)	
RS485 communication	
Bird deterrent spike	
Solar power system	

# LED Medium-intensity Aviation Obstruction Light AH-MI-B2(L)

## Configuration

Model	Light source	Power input	Flash rate	Photocell	Dry contact Alarm	GPS sync flashing	Control
AH-MI-B2(L)	LED IR LED&IR	110-240VAC 12VDC 36VDC 48VDC	20FPM (Type B) 30FPM (Type B) 60FPM (Type B) 40FPM (Type B) Fixed (Type C)	Built-in No Photocell	No Alarm Alarm	GPS SYNC No SNYC	Used alone With controller

Remark: The first line is the factory setting if no special request.

## Photometric

